

Features

Unregulated Converters

- Low Cost 2W Dual Output Converter
- Industry Standard SIP7 and DIP14 Packages
- Power Sharing on Outputs
- Optional Continuous Short Circuit Protected
- 1kVDC and 2kVDC Isolation Options
- UL94V-0 Package Material
- Efficiency to 86 %

Description

The RD series have been specifically designed for applications where dual power rails need to be created from a single rail supply and a low cost solution is required.

With efficiencies up to 85%, the full output power is available over the operating temperature range -40°C to +85°C and the converters can be used in ambient temperatures of up to 100°C with derating.

The wide selection of industry standard input voltage and output voltage options plus an I/O-Isolation of 1kVDC or 2kVDC makes these converters suitable for many industrial applications.

Selection Guide

Part Number	2kV	Input Voltage (VDC)	Output Voltage (VDC)	Output Current (mA)	Efficiency (%)	Max Capacitive Load ⁽¹⁾
RD-xx05D	(H)	5, 12, 24	±5	±200	75-82	±470µF
RD-xx12D	(H)	5, 12, 24	±12	±84	80-84	±330µF
RD-xx15D	(H)	5, 12, 24	±15	±66	82-86	±330µF
RD-xx24D	(H)	5, 12, 24	±24	±42	82-86	±100µF

xx = Input Voltage. Other input and output voltage combinations available on request.

* add Suffix "P" for Continuous Short Circuit Protection, e.g. RD-0505D/P, RD-0505D/HP

Specifications (measured at T_A = 25°C, nominal input voltage, full load and after warm-up)

Input Voltage Range			±10%
Output Voltage Accuracy			±5%
Line Voltage Regulation			1.2%/1% of Vin typ.
Load Voltage Regulation (10% to 100% full load)		3.3V output types 5V output type 9V, 12V, 15V, 24V output types	20% max. 15% max. 10% max.
Output Ripple and Noise (20MHz limited)			150mVp-p max.
Operating Frequency			34kHz min. / 50kHz typ. / 85kHz max.
Efficiency at Full Load			70% min. / 80% typ.
Minimum Load = 0%	Specifications valid for 10% minimum load only.		
Isolation Voltage		(tested for 1 second) (rated for 1 minute)	1000VDC 500VAC / 60Hz
Isolation Voltage	H-Suffix H-Suffix	(tested for 1 second) (rated for 1 minute)	2000VDC 1000VAC / 60Hz
Isolation Capacitance			40pF min. / 115pF max.
Isolation Resistance			10 GΩ min.
Short Circuit Protection			1 Second
P-Suffix			Continuous
Operating Temperature Range (free air convection)			-40°C to +85°C (see Graph)
Storage Temperature Range			-55°C to +125°C
Relative Humidity			95% RH
Package Weight			2.8g
Packing Quantity			25 pcs per Tube
MTBF (+25°C)	} Detailed Information see Application Notes chapter "MTBF"	using MIL-HDBK 217F	988 x 10 ³ hours
(+85°C)		using MIL-HDBK 217F	135 x 10 ³ hours

ECONOLINE

DC/DC-Converter

with 3 year Warranty



2 Watt

SIP7

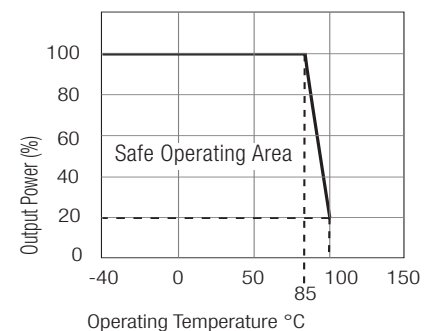
Dual Output



EN-60950-1 Certified

RD

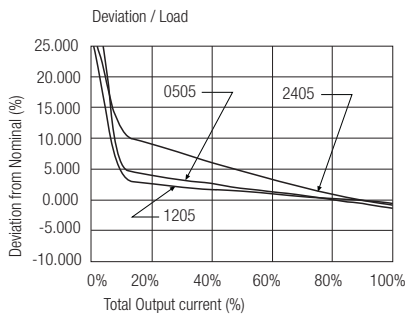
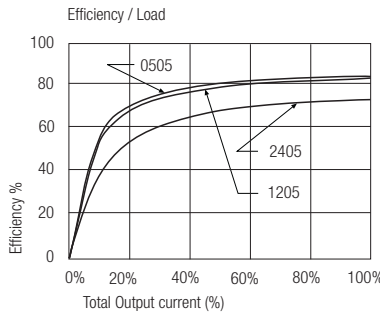
Derating-Graph (Ambient Temperature)



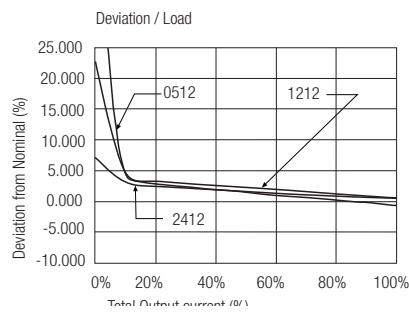
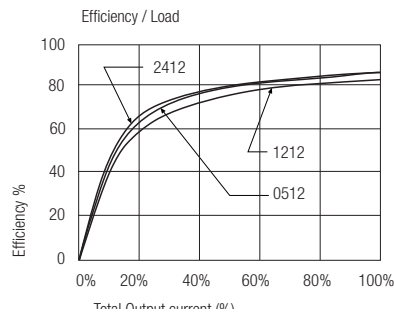
Refer to Application Notes

Typical Characteristics

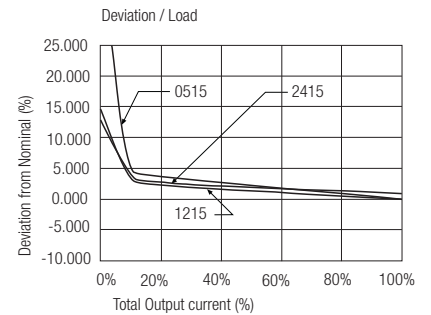
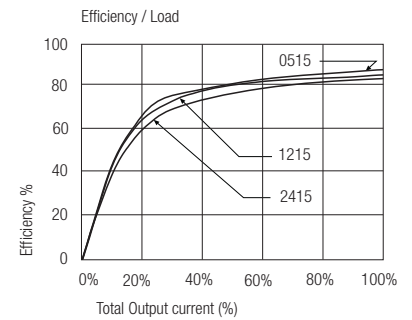
RD-xx05D



RD-xx12D



RD-xx15D



Notes

Note 1 Maximum capacitive load is defined as the capacitive load that will allow start up in under 1 second without damage to the converter.

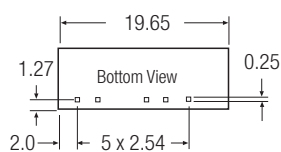
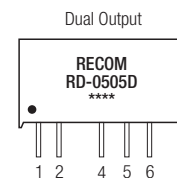
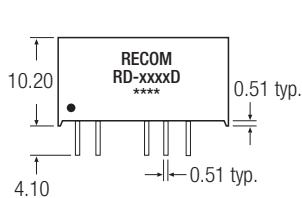
Certifications

EN General Safety Report: PS-R7219C1 EN60950-1:2001 + A11:2004

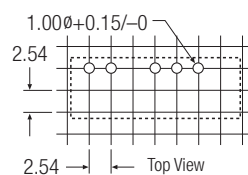
RD

Package Style and Pinning (mm)

7 PIN SIP Package



Recommended Footprint Details



Pin Connections

Pin #	RD
1	+Vin
2	-Vin
4	-Vout
5	Com
6	+Vout

XX.X ± 0.5 mm
XX.XX ± 0.25 mm